

BoltClean

IRB internal thread cleaning brushes

User manual



Contents

1. About the document	3
1.1 Purpose of the document	3
1.2 How to work with the document.....	3
1.3 Languages	3
1.4 Illustrations.....	3
1.5 Safety symbols in the document.....	3
1.6 Related documents	3
1.7 Revision history.....	4
1.8 Contact information	4
2. Safety	5
2.1 General safety instructions	5
2.1.1 Personnel.....	5
2.1.2 Work area.....	5
2.1.3 Equipment.....	5
Qualified personnel.....	6
Liability	6
3. Description.....	7
Intended use	7
Overview IRB internal thread cleaning brushrushes	7
Overview IRB extensions	7
4. Procedures.....	8
Mounting the brush head on the drive	8
Mounting the brush head on an extension	8
Cleaning inner thread	8
5. Maintenance and storage	8

1. About the document

1.1 Purpose of the document

The document shows the information to do these steps:

- Install the equipment.
- Operate the equipment.
- Maintain the equipment.

The document contains the original instructions for the BoltClean IRB internal thread cleaning brushes, to which is referred with the term 'tool'. The term 'equipment' is used as a more general term to refer to the entire system: the tool, its parts, and its accessories, including the drive unit.

1.2 How to work with the document.

- Read the document completely. Make sure that you understand all the instructions.
- Obey the safety instructions to prevent injury or damage to equipment.
- Do the procedures completely and in the given sequence.
- Keep a copy of the latest version of the document and all related documents near the equipment.




1.3 Languages

The original language of the document is English. All other language versions are translations of the original instructions.

1.4 Illustrations

It is not always possible to provide a detailed illustration of every single item of the equipment. The illustrations in the document show a typical setup and are for instructional use only.

1.5 Safety symbols in the document

Safety symbol	Function	Description
	Warning	"Warning" means that injury or death is possible if you do not obey the instructions.
	Caution	"Caution" means that damage to equipment is possible if you do not obey the instructions.
	Note	"Note" is used to give additional information.

1.6 Related documents

Document name	Target group
IRB internal thread cleaning brushes user manual	Personnel who operate the equipment

1.7 Revision history

Date	Revision number	Comment
26-11-2023	001	First version

1.8 Contact information

BoltClean

Platinawerf 8

6641 TL Beuningen

The Netherlands

Telephone: +31 (0)24 3660660

Website: www.boltclean.com

E-mail: info@boltclean.com

2. Safety

2.1 General safety instructions

2.1.1 Personnel

- Do not allow unqualified personnel to perform tasks on or with the equipment.
- Keep unqualified personnel, children, and animals away from the equipment.
- Wear personal protective equipment (PPE): safety helmet, safety goggles, hearing protection, safety gloves, safety shoes and overall.
- Keep loose clothing, long hair, and jewelry away from the moving parts.
- Stay alert. Use common sense. Do not use the equipment under the influence of mood-altering substances.
- Always stand in a firm position.
- Do not hold the tool during operation.
- Keep your hands away from the nut or the bolt being loosened or tightened.
- Make sure that the tool and the pump unit are operated by the same operator. If the tool and the pump unit cannot be operated by the same operator, make sure that good communication is maintained between the operators.
- Obey the local labor and safety laws and environmental regulations.

2.1.2 Work area

- Keep the work area clean and well lit.
- Keep the work area free of unwanted obstacles. Ensure free passages in the work area during operation.

2.1.3 Equipment

- Only use equipment that is approved by BoltClean.
- Only use equipment that is appropriate or compatible with the BoltClean equipment.
- Do not modify the equipment in any way.
- Inspect the equipment for visual damage before each use. Obey the instructions for maintenance of the equipment.
- Do not remove or disable the safety provisions on the equipment.
- Make sure that the cover plates are not damaged and installed correctly. All BoltClean tools are equipped with cover plates to cover moving parts. If cover plates are missing or damaged, contact your local BoltClean representative for repair.
- Do not apply more pressure to the equipment than the maximum allowable pressure.
- Do not expose tools or equipment to extremely high or low temperatures.
- Do not use power cables or air hoses to carry or move the equipment. Always hold both the tool and the drive to carry or move the equipment.
- Store tools and accessories which are not in use properly.

Qualified personnel

The term 'qualified personnel' refers to persons who thoroughly understand the equipment and its safe installation, operation, and maintenance. Qualified personnel are physically capable of performing the required tasks, familiar with all relevant safety instructions and regulations and trained to safely install, operate, and maintain the equipment. It is the responsibility of the company operating the equipment to see that the personnel meet these requirements.

Liability

BoltClean cannot be held responsible for injury or damage that results from unintended use of the equipment. The equipment is designed and intended only for the purpose described in the relevant documents. Uses not described in the relevant documents are considered unintended uses and can result in injury or damage.

Unintended uses include:

- Using equipment that is not approved by BoltClean.
- Using equipment that is inappropriate or incompatible with the BoltClean equipment.
- Altering or modifying equipment in any way.

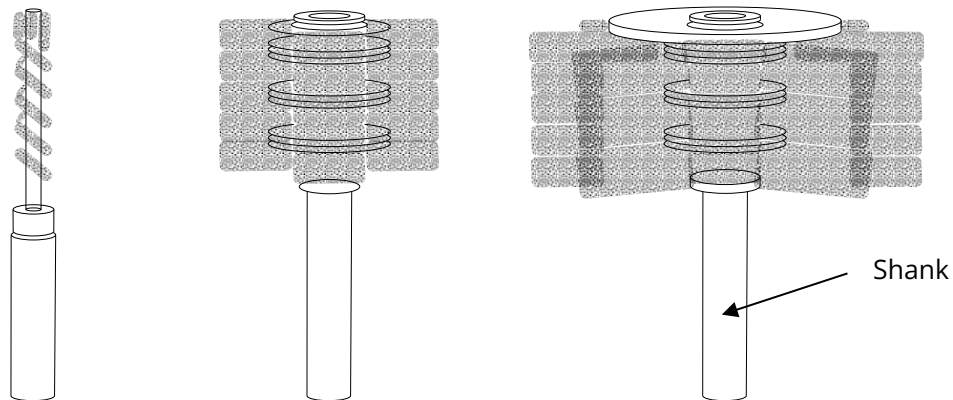
Allowing unqualified personnel to perform tasks on or with the equipment.

3. Description

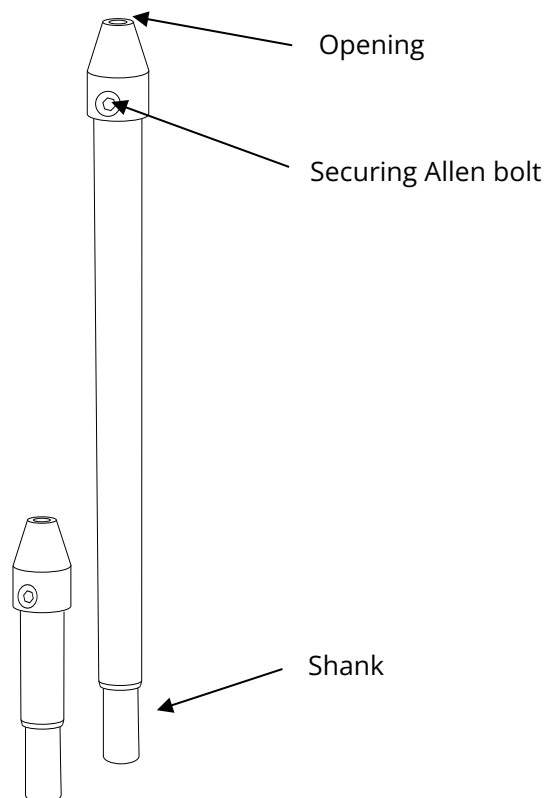
Intended use

The BoltSafe IRB internal thread cleaning brushes is a tool designed to clean inner thread.

Overview IRB internal thread cleaning brushruses



Overview IRB extensions



4. Procedures

Mounting the brush head on the drive

For the following procedures please refer to the manual of the drive:

- Setting the maximum rotation speed. (The maximum rotation speed in RPM is engraved in the casing)
- Setting the rotation direction to *clockwise*

Mounting the brush head on an extension

The IRB extension can be used to extend the length of an IRB brush.

1. Loosen the securing Allen bolt in the head of the extension
2. Place the shank of the IRB cleaning brush in the opening of the extension
3. Fasten the securing Allen bolt with the supplied Allen wrench

Cleaning inner thread

1. Make sure the bolt or stud is free from excess dirt and grease. If not, clean the bolt or stud using a dry cloth.
2. Activate the drive by pulling the trigger and holding it firmly.
3. Slowly move the brush through the opening of the cleaning area until the thread looks clean.

5. Maintenance and storage

- Replace the brushes when they show signs of wear.
- Store the tool in dry location, at ambient temperatures.